



Specifications		
Product configuration	Main unit LX-1000 Expansion unit AU-LX1000EPIO	Up to 4 amplifiers can be incorporated. Up to 4 amplifiers can be incorporated.
Power supply	AC100V – 240V (from included AC adaptor), DC 8V – 36V	
Maximum number of channels	64 ch	
Cooling	No external cooling required (Fanless: up to 32 ch)	
Sampling frequencies	102.4kHz series	102.4k / 51.2k / 25.6k / 12.8k / 5.12k / 2.56k / 1.28kHz
	100kHz series	100k / 50k / 20k / 10k / 5k / 1kHz
	96kHz series	96k / 48k / 24k / 12k / 6k / 3k / 1.5kHz
	65.54kHz series	65.536k / 32.768k / 16.384k / 8.192k / 4.096k / 2.048k / 1.024kHz
	Low speed sampling	500/200/100/50/10/5/1Hz
Quantization bit depth	16bit / 24bit	
Interface for PC	Gigabit Ethernet (1000BASE-T) x 1 port	
Recording media	SDHC / SDXC card (8GB – 128GB, CLASS 10 or more) / PC direct recordable	
Maximum recording rate	3.2 Mbyte/s	40kHz band (102.4kHz sampling) x 16-bit x 16ch
External dimensions	Main unit Expansion unit	300W x 65H x 200D mm 300W x 44H x 200D mm
Operating temperature and humidity range	0 to 40°C, 10 to 80% (no condensation)	
Storage temperature and humidity range	–20 to 60°C, 5 to 90% (no condensation)	
Synchronized operation	LX-1000 Synchronization	Up to 4 units
	VR-24 synchronization	1 unit
Pulse input (standard equipment)	Number of input channels	2ch
	Input connectors	BNC
	Threshold level	±0.5 / 1 / 2.5 / 5 / 10 / 20V (switchable)
	Maximum input voltage	±50V
	Maximum input frequency	450kHz
	Input impedance	100kΩ
GPS input (standard equipment)	Number of input channels	1ch
	Input connectors	DX10A-20S (50)
	Recommended GPS module	GARMIN GPS18x-5Hz
Voice memo input and output	Sampling frequency	8kHz
	Quantization bit depth	8 bit
	File format	WAV
Power consumption	16ch model (AR-LXPA1000 x 4)	Approximately 30W
	32ch model (AR-LXPA1000 x 8)	Approximately 47 W
	48ch model (AR-LXPA1000 x 12)	Approximately 64W
	64ch model (AR-LXPA1000 x 16)	Approximately 81W
Weight	LX-1000 (consisting of AR-LXPA1000 x 4)	Approximately 3.1 kg (Not including AC adapters, media and optional boards.)
	AU-LX1000EPIO (consisting of AR-LXPA1000 x 4)	Approximately 2.3kg (Not including AC adapters, media and optional boards.)

Accessories

- CD-ROM ×1
Contents: Instructions for Use,
LXK Navi software*
LXK Navi Operation Manual
- AC adapter(s)
- AC power cords (same as number of AC adapters)
- Microphone for voice memos ×1
- Earphone ×1

*LXK Navi: Measured data waveform display software

Options

- ER-LXRC1000 Remote control unit
- TZ-LXFAN1000 Cooling fan unit
- BU-LX1000 Battery Box *Batteries are not included
- NP-7LS Battery pack
- JL-2PLUS Battery Charger
- LXGPS18X (5Hz) GPS receiver
- CS-LX1016 Carrying Case (for up to 16ch)
- CS-LX1032 Carrying Case (for up to 32ch)
- TZ-LXFH1000 Front Handle
- TZ-LXVMK series Vehicle Mount Adapter
- CL-DRDC DC power cable



TEAC EUROPE GmbH.

Bahnstrasse 12, 65205 Wiesbaden-Erbenheim, Germany
Tel.: +49-(0)611-7158-651 Fax: +49-(0)611-7158-392
Email: info@teac.eu
https://teac.eu


TEAC

DATA RECORDER LX-1000



In Pursuit of Data Recording Further challenges to recording, and evolution





LX-1000 comes with fulfilling functions and has field use specifications.

Compact and lightweight design with excellent portability

Full control & data level display
Color remote controller (option)

Flexible power supply specification from DC 8V to 36V

Carrying case that can also store accessories is available. (option)

Standard equipment

Pulse

Pulse Input

2ch

GPS

GPS Input

GARMIN GPS18x-5Hz

Multi-channel support

Support for up to 64ch in one unit.
Up to 4 units (up to 256ch) can be synchronized.
Also available to verify complex events.

Input / Output amplifier modules

Available in 5 selectable amplifier modules.
Amplifier modules can be replaced or expanded freely;
which enables you to choose the configuration that suits your needs.
Also, you can narrow down the configuration to the minimum necessary,
share with other departments, and expand the range of utilization.

Diversification of amplifier modules

Lineup of various amplifier modules, such as analog input amplifier for TEDS compatible voltage output sensors, analog output amplifier for input signal voltage conversion, CAN data acquisition module, amplifier for strain gauge converter, and thermocouple amplifier.

Flexibility and simplification of the channel increases and decreases

Channel configuration of 1 amplifier : 4ch (2 ports for CAN)
Easy-to-understand structure assuming replacement.
Necessary amplifier can be set instantly according to the measurement object.

General-purpose media adoption realizes improved media availability and increased capacity

Highly versatile SD memory card adopted for recording media (SDXC: up to 128GB) Easy to use due to significant capacity increase compared with conventional models.




Dynamic range improvement

The realization of 120 dB (FFT based) wide dynamic range enables more accurate recording and reproduction even with dynamic signals with large fluctuations.

Synchronization with video

Supporting synchronization with the TEAC Video NV Recorder VR-24, which makes it easy to completely synchronize video and data.
Scheduled to support video synchronization using a PC.




PC control enhancement

Full control from a PC and direct recording to a PC are possible. The control app has also been updated to be easier to use and improve the convenience of using data.

Well-designed Interface

The remote control unit employs a jog-dial and graphical screen for easy operation.

Analog




accelerometers and microphones

Analog signal input amplifier

AR-LXPA1000

Number of input channels	4 ch/module, DC/AC/IEPE (TEDS applicable) Selectable
Input connector	BNC (Z=50Ω Type)
Input format	Unbalanced
Input impedance	1MΩ
Input range	±0.1 / 0.2 / 0.5 / 1 / 2 / 5 / 10 / 50 V
Analog-digital conversion method	ΔΣ conversion method
Dynamic range	120dB (10V input range) FFT-based
High pass filter	OFF / 5Hz (~18dB/oct Butterworth filter)
Weighting	A curve, C curve or flat IEC-TYPE1
IEPE sensor constant current source	DC 24V / 4mA
IEPE sensor interruption detection	Each channel has IEPE sensor interruption detection

Analog




Analog signal output amplifier

AR-LXAO1000

Number of output channels	4ch
Output connector	BNC (Z=50Ω Type)
Output format	Unbalanced
Output impedance	50Ω
Output range	±1 to 5V (adjustable in 0.1V steps)
Over range	±127 % (+2.08dB)
Digital-analog conversion method	ΔΣ conversion method

CAN



CAN module

AR-LXCAN1000

Number of input ports	2 ports / module
Input connector	9-pin D-sub rectangular connector
Compatible protocol	ISO-11898-1 2.0A (11-bit ID) / 2.0B (29-bit ID)
Baud rate	125 / 200 / 250 / 500 / 1000 kbps
Recording mode	All frames recording / ID filtering / Data signal values
Bus modes of operation	Normal / Listen Only

Scheduled to support next-generation car network, CAN FD (To be released)

Strain



Strain input amplifier

AR-LXST1000


Number of input channels	4 ch / module
--------------------------	---------------



Amplifier for strain gauge devices such as load cells

(To be released this winter)


Temp



Thermocouple input amplifier

AR-LXTC1000

Number of input channels	4 ch / module
--------------------------	---------------



(To be released)